

Scaled data based on original data using  
LM-79-08 Approved Method: Electrical and Photometric Measurements of Solid-  
State Lighting Products

Test Report Prepared for  
Cooper Lighting Solutions  
(formerly Eaton)

Brand: STREETWORKS

Report Number: P348886

Luminaire Tested: **ARCH-N-PA1-30-750-U-T4W-HSS**

Issue Date: 3/3/2020

**Test Information**

Test Method: LM-79-08  
Report Number: P348886  
TEST IS SCALED FROM IESNA LM-79-08 TEST DATA (G2-1903-205-19)  
Test Lab: INNOVATION CENTER  
Issue Date: 3/3/2020  
Manufacturer: COOPER LIGHTING SOLUTIONS (FORMERLY EATON)  
Product Line: STREETWORKS  
Catalog Number: ARCH-N-PA1-30-750-U-T4W-HSS  
Description: ARCHEON ROADWAY AND AREA LUMINAIRE  
(1) 70 CRI, 5000K, 560mA LIGHT ENGINE WITH 16 LEDS AND  
Light Source: -  
Ballast/Driver: ELECTRONIC DRIVER

**Summary**

Lumens per Lamp: N/A  
Luminaire Lumens: 3111 lumens  
Efficiency: N/A  
Efficacy: 100.4 lumens/watt  
Luminous Opening: Rectangular (W 0.5' x L: 0.75' x H: 0')  
IES Classification: Type IV - Short - Semi-Cutoff  
BUG Rating: B0 - U0 - G1

Input Watts (W): 31  
Input Voltage (V): NR  
Input Current (Ain): NR  
Voltage Rise (V): NR  
Power Factor: NR  
Total Harmonic Distortion (THDi): NR  
Frequency (hertz): 60  
Stabilization Time: NR  
Operation Time: NR  
Ambient Temperature (°C): NR  
Test Distance: 28.75 FT

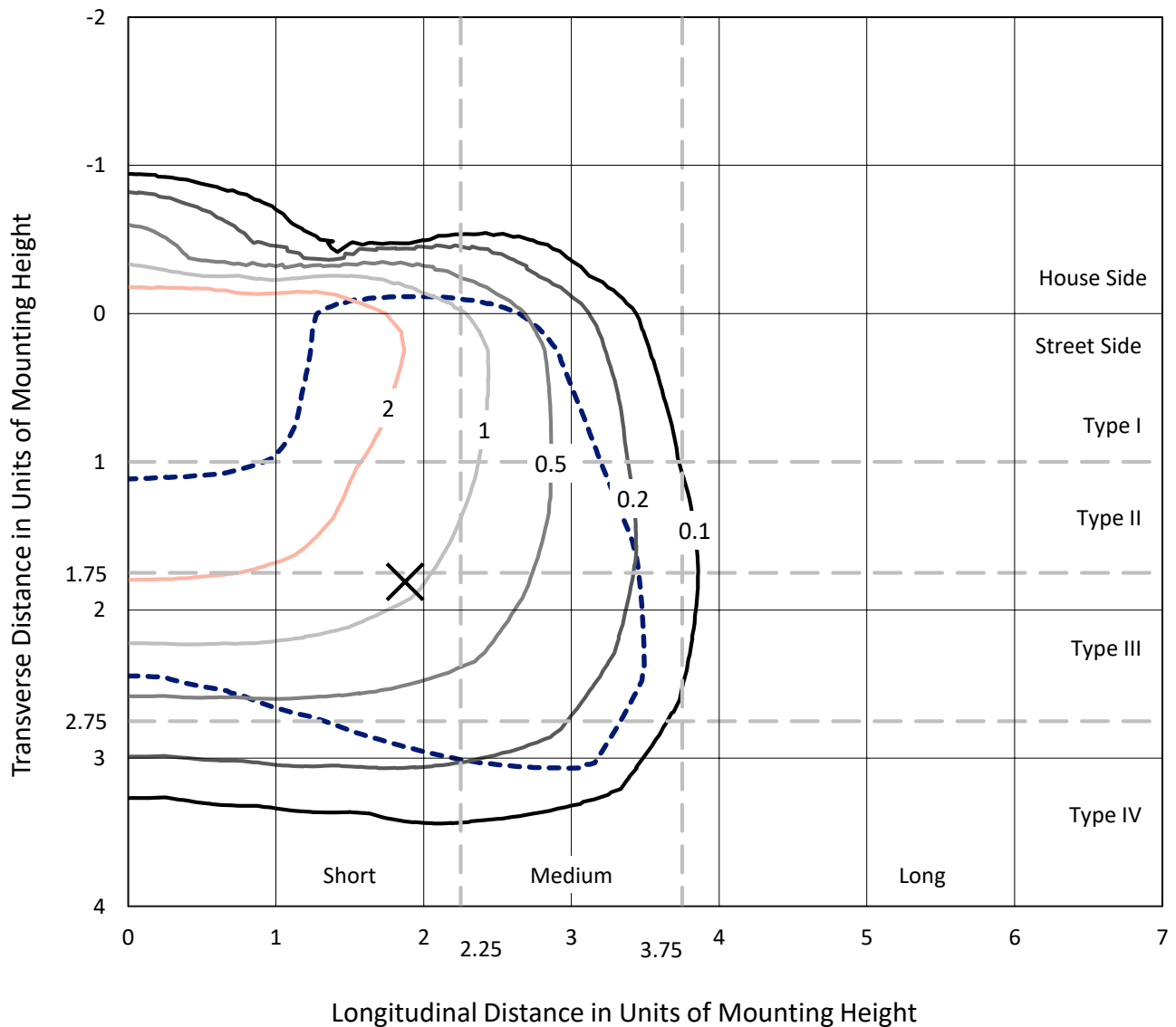


REPORT NUMBER: P348886

CATALOG NUMBER: ARCH-N-PA1-30-750-U-T4W-HSS

### Iso-Footcandle Lines of Horizontal Illumination

✕ Max cd  
 - - - 1/2 Max cd

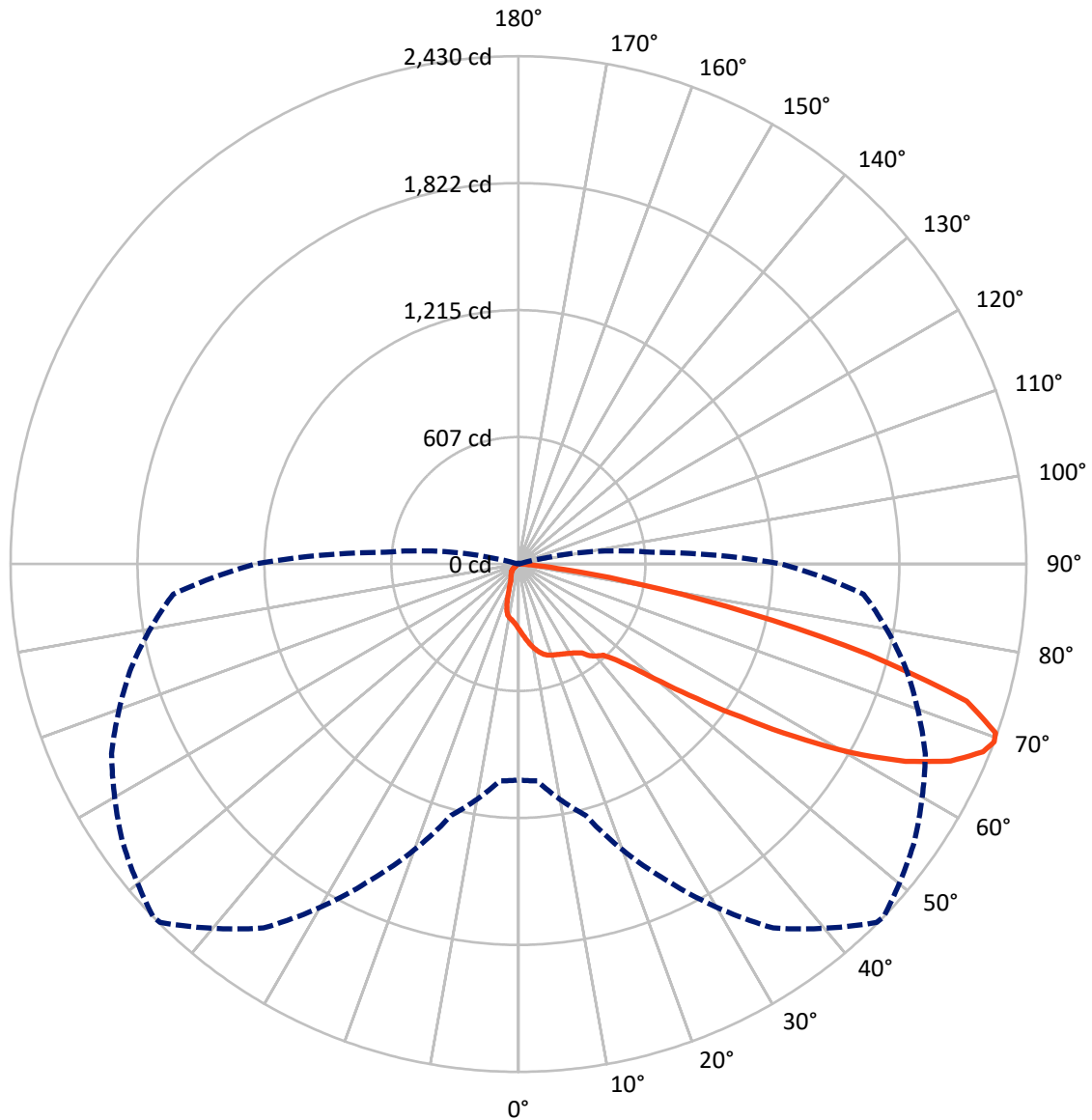


Based on 10 foot mounting height. Maximum calculated value = 4.5 fc  
 Type IV - Short - Semi-Cutoff

REPORT NUMBER: P348886

CATALOG NUMBER: ARCH-N-PA1-30-750-U-T4W-HSS

### Luminous Intensity Polar Plot



— Vertical Plane Through 46-Deg Lateral    - - - Horizontal Cone Through 69-Deg Vertical



REPORT NUMBER: P348886

CATALOG NUMBER: ARCH-N-PA1-30-750-U-T4W-HSS

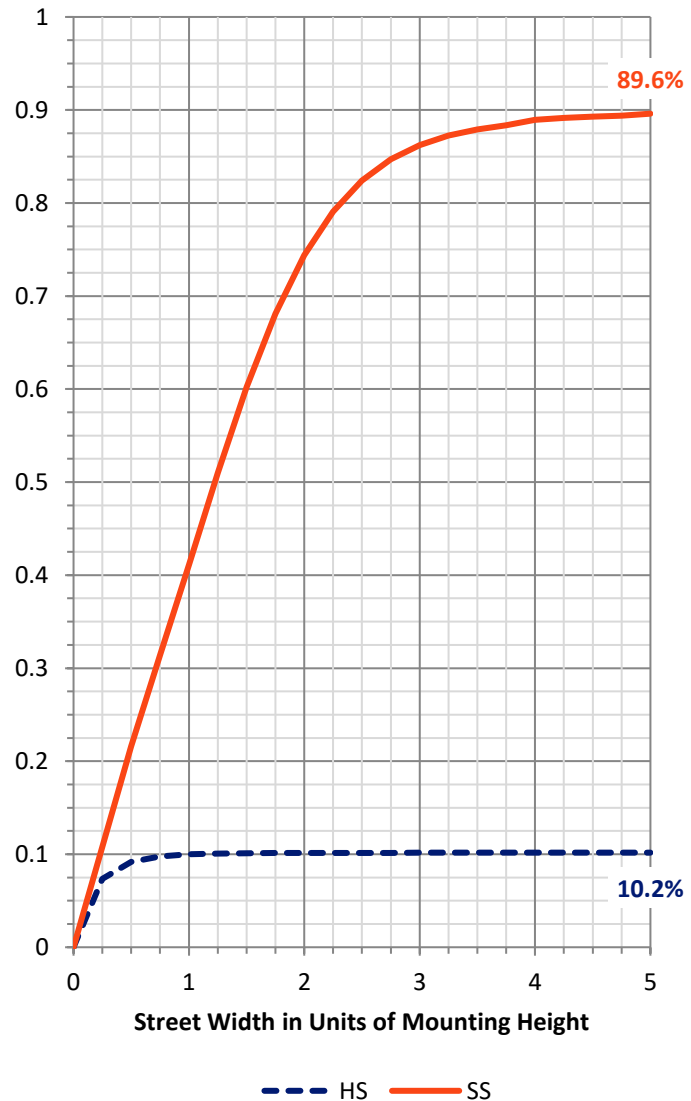
**FLUX DISTRIBUTION:**

		Downward	Upward	Total
<b>House Side</b>	Lumens	319.3	0.0	319.3
	% Fixture	10.3	0.0	10.3
<b>Street Side</b>	Lumens	2791.7	0.0	2791.7
	% Fixture	89.7	0.0	89.7
<b>Total</b>	Lumens	3111.0	0.0	3111.0
	% Fixture	100.0	0.0	100.0

**Coefficient of Utilization**

**ZONAL LUMENS:**

Zone	Lumens	% Fixture
0°-10°	31.0	1.0
10°-20°	94.1	3.0
20°-30°	148.0	4.8
30°-40°	212.3	6.8
40°-50°	366.9	11.8
50°-60°	724.8	23.3
60°-70°	1013.0	32.6
70°-80°	489.4	15.7
80°-90°	31.5	1.0
90°-100°	0.0	0.0
100°-110°	0.0	0.0
110°-120°	0.0	0.0
120°-130°	0.0	0.0
130°-140°	0.0	0.0
140°-150°	0.0	0.0
150°-160°	0.0	0.0
160°-170°	0.0	0.0
170°-180°	0.0	0.0
0°-90°	3111.0	100.0
0°-180°	3111.0	100.0



REPORT NUMBER: P348886

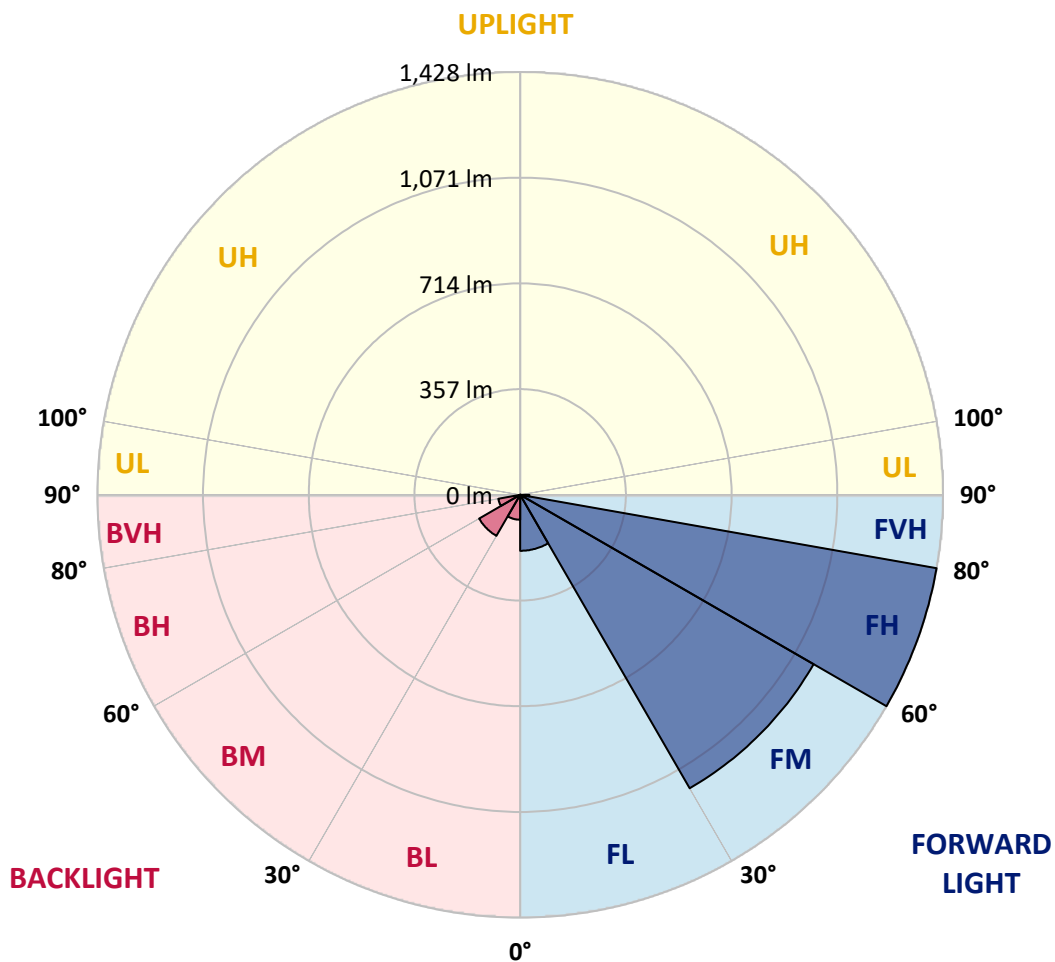
CATALOG NUMBER: ARCH-N-PA1-30-750-U-T4W-HSS

**LUMINAIRE CLASSIFICATION SYSTEM LUMEN TABLE AND BUG RATING:**

Zone		Lumens	% Fixture	Zone Rating/Lumen Limit		
				B	U	G
FL	(0°-30°)	189.0	6.1			
FM	(30°-60°)	1144.0	36.8			
FH	(60°-80°)	1427.5	45.9			G1/1800
FVH	(80°-90°)	31.2	1.0			G1/100
BL	(0°-30°)	84.1	2.7	B0/110		
BM	(30°-60°)	160.0	5.1	B0/220		
BH	(60°-80°)	74.9	2.4	B0/110		G0/110
BVH	(80°-90°)	0.3	0.0			G0/10
UL	(90°-100°)	0.0	0.0		U0/0	
UH	(100°-180°)	0.0	0.0		U0/0	

**BUG Rating: B0-U0-G1**

Type IV Short





REPORT NUMBER: P348886

CATALOG NUMBER: ARCH-N-PA1-30-750-U-T4W-HSS

**CANDELA DISTRIBUTION (FULL):**

	0°	5°	15°	25°	35°	45°	46°	55°	65°	75°	85°
0°	311.7	311.7	311.7	311.7	311.7	311.7	311.7	311.7	311.7	311.7	311.7
2.5°	346.3	345.8	343.8	342.9	338.0	335.0	333.9	330.2	325.0	319.7	313.9
5°	385.7	385.5	381.7	378.1	368.7	360.0	358.4	349.9	338.1	327.0	315.9
7.5°	425.9	424.0	420.2	413.2	399.7	385.7	384.4	372.4	355.6	339.6	323.7
10°	460.1	458.9	453.9	443.3	427.4	411.5	409.9	395.1	376.2	356.5	336.2
12.5°	486.6	485.7	479.2	465.9	449.0	432.5	430.3	417.2	396.9	374.9	350.9
15°	502.8	502.4	494.3	480.2	463.6	449.3	447.4	435.8	417.0	394.0	367.0
17.5°	506.6	506.7	498.4	484.1	470.4	460.2	458.7	450.0	434.2	411.3	383.0
20°	498.1	499.9	492.4	480.0	471.6	466.2	465.0	459.8	446.5	424.9	395.9
22.5°	486.2	487.0	481.9	473.6	470.1	471.1	470.6	467.6	456.4	436.6	408.6
25°	478.9	478.9	475.8	468.8	471.1	477.4	477.6	477.0	468.1	450.9	424.0
27.5°	478.6	477.7	474.2	469.0	475.4	485.0	485.6	489.5	484.0	468.2	443.3
30°	490.2	489.2	481.8	474.9	483.1	493.5	494.9	503.5	500.7	487.0	464.7
32.5°	517.5	513.9	497.4	486.2	492.3	504.7	506.6	520.3	524.7	510.2	485.4
35°	554.9	543.3	519.6	507.5	508.0	521.0	522.8	542.9	555.9	531.5	501.5
37.5°	606.4	600.7	562.0	529.6	532.3	551.9	557.1	578.9	575.3	543.2	519.7
40°	719.3	710.4	669.2	591.8	555.4	577.0	578.6	590.3	590.6	569.6	557.6
42.5°	873.0	869.3	826.0	704.5	601.1	593.8	596.7	616.4	638.4	625.3	624.7
45°	1043.2	1041.3	995.4	854.2	693.4	648.8	652.4	678.8	721.0	723.9	742.4
47.5°	1180.2	1179.3	1152.9	1021.2	834.8	742.0	743.2	771.2	845.3	881.9	911.5
50°	1305.0	1309.3	1288.4	1201.9	1027.3	888.0	885.2	903.9	1022.9	1082.9	1119.6
52.5°	1478.6	1484.6	1426.1	1370.5	1229.3	1069.2	1067.0	1086.5	1236.5	1281.4	1288.0
55°	1631.9	1621.7	1575.5	1559.4	1475.7	1292.9	1292.4	1309.6	1443.0	1462.1	1474.2
57.5°	1699.6	1695.7	1718.0	1754.7	1733.7	1557.4	1556.1	1542.9	1627.8	1629.9	1667.1
60°	1742.3	1747.2	1815.6	1928.9	1981.3	1842.0	1833.5	1753.4	1804.3	1799.8	1839.6
62.5°	1710.3	1719.7	1842.8	2031.7	2166.5	2090.4	2078.4	1946.3	1955.2	1939.5	1976.6
65°	1539.9	1554.6	1756.3	2012.3	2258.4	2284.5	2272.4	2116.5	2074.9	2049.2	2028.7
67.5°	1250.3	1259.1	1469.7	1843.6	2217.0	2400.3	2397.9	2265.7	2165.3	2030.7	1871.1
69°	1033.3	1041.9	1244.7	1665.9	2125.8	2425.1	2429.9	2313.5	2148.1	1918.1	1657.9
70°	875.2	884.4	1073.3	1513.6	2020.1	2413.6	2422.2	2309.0	2098.8	1787.7	1470.7
72.5°	459.0	466.9	660.8	1042.8	1646.8	2216.3	2242.4	2113.9	1779.1	1298.3	869.6
75°	144.3	148.8	258.0	545.1	1127.5	1723.2	1729.2	1658.2	1263.3	714.1	362.2
77.5°	55.0	53.7	85.9	200.9	570.0	1085.1	1121.7	1036.2	663.0	252.5	83.6
80°	29.6	29.8	44.6	83.1	243.9	557.6	588.6	502.2	235.6	78.8	19.3
82.5°	12.8	13.4	25.1	44.1	112.0	205.7	221.1	184.1	90.0	52.9	7.1
85°	2.8	3.1	12.1	23.9	45.7	57.8	60.5	59.7	57.3	41.1	2.8
87.5°	0.0	0.0	5.4	8.6	11.5	13.1	11.5	15.0	31.7	27.7	1.5
90°	0.0	0.0	0.0	0.0	0.0	0.0	0.0	0.0	0.0	0.0	0.0



REPORT NUMBER: P348886

CATALOG NUMBER: ARCH-N-PA1-30-750-U-T4W-HSS

**CANDELA DISTRIBUTION (continued):**

	90°	95°	105°	115°	125°	135°	145°	155°	165°	175°	180°
0°	311.7	311.7	311.7	311.7	311.7	311.7	311.7	311.7	311.7	311.7	311.7
2.5°	312.0	309.4	304.9	299.9	296.4	292.7	289.8	288.5	287.1	286.0	287.4
5°	311.4	306.3	297.6	289.1	283.0	278.0	273.9	272.3	270.7	269.6	269.4
7.5°	316.5	309.4	296.0	283.6	274.1	267.4	261.8	259.5	257.6	256.7	256.0
10°	326.3	317.1	299.2	283.0	270.7	259.3	247.4	238.2	232.2	229.4	228.4
12.5°	339.0	327.5	305.3	286.0	268.2	246.4	221.0	199.1	185.0	180.3	177.5
15°	353.9	339.6	313.3	290.0	259.2	219.2	176.2	147.6	134.5	131.9	128.9
17.5°	368.2	352.4	322.9	290.7	239.4	175.2	129.1	109.7	104.6	106.3	106.8
20°	380.7	365.1	332.4	284.3	203.3	131.4	99.9	95.1	97.0	100.4	100.9
22.5°	393.4	377.3	341.2	267.4	157.2	99.8	90.0	91.2	93.1	96.4	97.0
25°	408.9	392.2	349.3	236.3	118.0	84.9	85.5	87.2	89.1	92.2	92.5
27.5°	426.7	411.0	354.7	195.9	87.5	78.0	79.9	82.6	84.5	87.4	88.0
30°	450.3	435.8	356.5	154.0	73.4	71.9	72.8	76.0	78.8	81.4	81.8
32.5°	472.5	460.3	350.7	116.3	68.0	66.2	66.2	68.1	71.3	73.8	74.4
35°	492.9	485.0	332.0	85.0	63.9	61.0	59.5	59.5	61.6	63.6	64.2
37.5°	519.9	519.6	301.8	67.8	59.9	56.6	53.5	51.2	50.5	50.9	51.2
40°	566.1	566.5	262.4	60.8	56.6	52.1	47.4	43.2	39.2	37.9	37.8
42.5°	638.3	631.7	221.1	57.5	53.7	47.4	40.4	34.7	28.6	26.7	26.5
45°	752.9	714.0	177.4	54.4	50.6	42.2	33.4	25.7	20.7	19.3	19.3
47.5°	920.0	822.1	137.4	51.1	46.5	36.2	25.2	18.5	15.2	14.4	14.6
50°	1092.7	928.0	105.3	46.8	41.6	29.9	18.7	13.4	11.5	11.5	11.7
52.5°	1245.8	1005.6	82.1	42.3	35.4	23.5	14.1	10.5	9.6	9.5	9.6
55°	1389.2	1055.6	62.9	37.0	28.2	17.5	10.8	8.6	8.0	7.7	7.6
57.5°	1527.5	1080.4	47.1	29.9	20.4	12.7	8.6	7.3	6.7	6.3	6.1
60°	1619.5	1060.3	32.4	22.0	14.1	9.2	7.1	6.3	5.5	5.1	5.0
62.5°	1671.5	1005.3	20.9	15.9	10.1	6.9	5.7	5.3	4.2	3.8	3.8
65°	1650.4	914.6	14.6	11.4	7.3	5.1	4.2	4.2	3.1	2.5	2.3
67.5°	1462.6	772.6	11.1	8.5	5.3	3.8	3.2	3.6	1.9	1.2	1.2
69°	1258.4	640.3	9.5	7.0	4.4	3.1	2.8	3.4	1.3	0.9	0.7
70°	1093.7	552.4	8.6	6.1	3.6	2.6	2.5	3.2	1.3	0.7	0.6
72.5°	654.3	308.1	6.6	4.4	2.3	2.0	2.0	3.6	1.3	0.7	0.6
75°	264.5	108.5	4.8	3.1	1.8	1.8	2.5	4.7	1.2	0.6	0.4
77.5°	59.9	23.8	2.8	1.9	1.2	1.8	2.9	3.6	0.7	0.3	0.0
80°	14.6	5.8	1.8	1.2	0.7	1.3	2.2	2.0	0.1	0.0	0.0
82.5°	4.8	2.0	0.7	0.6	0.1	0.4	1.0	0.6	0.0	0.0	0.0
85°	2.0	1.2	0.3	0.1	0.0	0.0	0.1	0.0	0.0	0.0	0.0
87.5°	1.3	0.4	0.0	0.0	0.0	0.0	0.0	0.0	0.0	0.0	0.0
90°	0.0	0.0	0.0	0.0	0.0	0.0	0.0	0.0	0.0	0.0	0.0

(END OF REPORT)